




Pittsburgh Lock Machines

For Standard Square Duct Rollforming

			
Rolls	Double seam rolls	Drive cleat rolls	Right angle flange rolls
Capacity	20-26 gauge	22-26 gauge	20-26 gauge
Approximate Material Used	1"	2-1/8"	up to 3/8"
Size	3/8" seam	1-1/8" width	up to 3/8" high

Standard auxiliary rolls mounted on outboard shafts